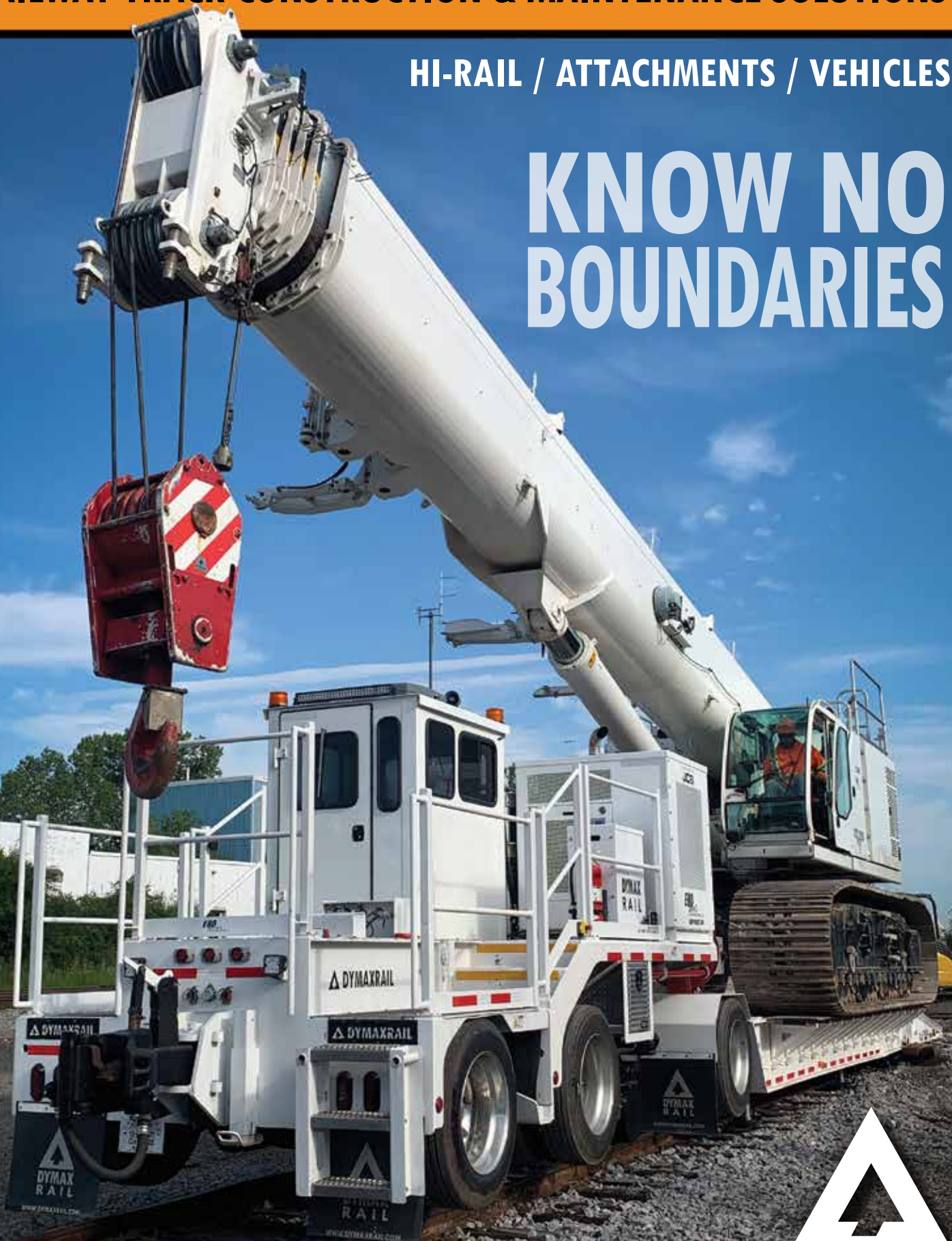


RAILWAY TRACK CONSTRUCTION & MAINTENANCE SOLUTIONS

HI-RAIL / ATTACHMENTS / VEHICLES

**KNOW NO
BOUNDARIES**



1-800-530-5407 / 785-456-2081 www.DYMAXRAIL.com



RAIL RIDER ATTACHMENTS



The **Dymax Rail Rider** is the true definition of hi-rail simplified. Now available for backhoe loaders, wheel excavators and crawler excavators in on rail guidance and hydrostatic configurations.

- **Rail Rider G-BL & S-BL** - On rail guide driven by the rubber tires, available for backhoe loaders.
- **Rail Rider G-WX** - On rail guide driven by the rubber tires for wheel excavators.
- **Rail Rider H-X1 & H-W1** - Hydrostatic detachable railgear for wheel and track excavators.

The Dymax Rail Rider was created in 2011 to provide a cost effective and simple approach to moving backhoe loaders on rail. It was the first attachment solution for riding the rails that required no major machine modifications and allowed our customers to reach new destinations.

RAIL RIDER **H**-X1 FOR TRACK EXCAVATORS



- **DETACHABLE**
- **NON MODIFIED**
- **HYDROSTATIC DRIVE**
- **STRONGER DURABILITY**
- **INCREASED STABILITY**





GET-ATTACHED TO RIDE THE RAILS

RAIL RIDER **G-BL**

FOR BACKHOE LOADER



STANDARD

- Detachable dolly + loader bucket railgear


OPTIONS

- Non weld interface
- Coupler mounted railgear
- Insulated wheels



RAIL RIDER **S-BL**

FOR BACKHOE LOADER



STANDARD

- Stabilizer mounted railgear

OPTIONS

- Rail clamps
- Front coupler or loader bucket mounted railgear solutions.



DYMAXRAIL PRODUCT GUIDE



HI-RAIL SYSTEMS FOR WHEEL EXCAVATORS

RAIL RIDER H-W1

HYDRAULIC DRIVE
FOR WHEEL EXCAVATOR



H-W1 SERIES



- **Elevated stability** – Heavy duty design provides a lower center of gravity when driving on rail, helping to stabilize the excavator during operations.
- **Do more work over side** – Available with rail clamps and optional stabilizer systems.
- **Enhanced safety features** – This locking railgear engages during road and rail applications to prevent hydraulic drifting. DymaxRail's control group also includes slew and boom lockouts.
- **Better control** – Our innovative hydraulic drive system provides full hydrostatic feel and control, so when operators need to slow down they can.
- **Better braking** – Equipped with fail-safe hydraulic disc brakes that always set when stopped.
- **Self-contained directional lighting systems** – Red and white directional lights change automatically. No plugs connect to your excavator.
- **100% detachable** – The Dymax Rail Rider H-W1 attaches to your undercarriage through its one-of-a-kind interface, making it highly efficient.
- **Advanced stability features for 3rd rail networks** – Built-in hydraulic stabilizers provide enhanced stability without worries of hitting the 3rd rail.

Design and specifications are subject to change without notice.

RAIL RIDER ATTACHMENTS

GO AHEAD. GET THERE.

AVAILABLE IN ON RAIL GUIDE OR HYDROSTATIC DRIVE

RAIL RIDER  -WX

RUBBER TIRE ON RAIL
FOR WHEEL EXCAVATOR

WX-1B SERIES



WX-4S SERIES



WX-2B SERIES



- **Exceptional track mobility** – Navigates railway with ease, featuring specially-engineered rail axle and lift group.
- **Enhanced safety features** – For better performance on rail, our safety control group includes slew and boom lockouts, operator indication of railgear position, enhanced stabilizer solutions and braking systems.
- **Made for 3rd rail networks** – Optional specialized rail clamps and stabilizers to suit 3rd rail applications. Available upon request.
- **Self-contained directional lighting systems** – Delivers automatic lighting change for red and white directional lights, with no plugs to connect to your excavator.

US: 1-800-530-5407 | WORLDWIDE: 1-785-456-2081 | sales@DYMAXINC.com



EQUIPMENT MOVERS & MATERIAL HANDLERS



GET ON TRACK
GO FROM ROAD TO RAIL FAST!

EQUIPMENT MOBILIZATION SIMPLIFIED

LO-RAILER - 35TON

ROADRAIL
POWERED FLATCAR

Capacity: 35 tons **Platform Size:** 8ft-6in x 24 ft length **Ramps:** Hydraulic
Overall Length: 44 ft **Speed:** 0-18 mph **Weight:** 28,900 lbs
Includes: single road axle and turntable
Options: Ballast hopper box



LOWBED EQUIPMENT MOVER - 90TON

HIGH CAPACITY ROADRAIL
POWERED FLATCAR

Capacity: 90 tons **Platform Size:** 8ft-6in x 26 ft length
Overall Length: 53 ft **Speed:** 0-18 mph **Weight:** 56,900 lbs
Options: Winch, backup power unit, pin on tag axle



RAILTRAX MATERIAL HANDLER - 50TON

HIGH CAPACITY ROADRAIL
POWERED FLATCAR

TRACKS ON. TRACKS OFF. GET ON TRACK IN 2 MINUTES!

Capacity: 50 tons **Platform Size:** 8ft-6in x 31/36 ft length
Overall Length: 48 & 53 ft **Speed:** 18-20 mph **Weight:** Subject to crane model
Options: Available with specialized articulating cranes, self-contained vacuum attachment and can house 2x (16ft) side dump boxes.



SPECIALIZED VEHICLES & SHUTTLES



MOVE DRILLING EQUIPMENT AND CRANES




DRILL RIG SHUTTLE - 45 TON

POWERED SIDE SHIFT
EXCAVATOR FLATCAR

Capacity: 45 tons **Side Shifting Platform Size:** 8ft-6in x 16ft 4in **Overall length:** 28ft 9 in


Speed: 3 / 12 mph **Weight:** 22,000 lbs

Suited for moving excavator mounted drilling and foundation equipment. Excellent for adjacent track applications. Platform features 14 inches of side shift setup with smart controller and heavy duty stabilizers. Includes hydraulic power unit and can be powered by the excavator to drive on rail.



Travel Position

Ramps and stabilizer raise up for traveling within network envelope.



CRANE SHUTTLE - 180 TON

EQUIPMENT MOVER

Capacity: 180 tons **Platform Size:** 1 bogie/dolly + powercar with 74hp power unit

Speed: 3 & 7 mph **Weight:** 17,500 lbs empty

Other Features: Includes air brake system, remote control and operator stand.



DYMAXRAIL PRODUCT GUIDE

RAILWAY ATTACHMENTS



BALLAST MAINTENANCE



BALLAST BLASTER



BALLAST TAMPERS



CRIBBING BUCKETS



CRIBBING CLAM BUCKETS

MATERIAL HANDLING



TIE HANDLER



TELESCOPIC TIE HANDLER



GRAPPLES

RAILWAY CLEANUP

BALLAST REGULATOR BROOM



RAILWAY CLEANUP BUCKET



BALLAST PLOW



RAILCAR MOVING



RAILCAR QUICK COUPLERS

Safely move railcars using your tractor or wheel loader. Available in front or rear mount and can be made to fit 3 point hitch or other popular coupler systems.



FRONT MOUNT



REAR MOUNT



WHEEL LOADER
TRAIN AIR KIT

MPX HYDRAULIC DRIVE EXCAVATOR CARTS



Available for: 8 ton to 36 ton excavators
End load deck design includes stabilizers, hydraulic drive, fail-safe brakes, rail clamps or stabilizers to provide maximum stability.

LIFT. PLACE. CONNECT AND GO.



TOWABLE MACHINERY CARTS

MODRAILER MACHINERY CART

Capacity: 35 tons

Deck Length: 40 feet

Includes stabilizers, power system, car knuckle, train air package, truck air package and optional side dump attachments.



MACHINERY RAIL CARTS UP TO 48 FEET LONG X 100 TON CAPACITY



MEET THE ROADRAILERS



FIFTH WHEEL TRAILER WITH INTEGRATED RAILGEAR

GVW: 60,000 lbs **Deck Capacity:** 30 tons **Lengths Available:** 48 & 53 feet



TAG TRAILER

GVW: 60,000 lbs **Deck Capacity:** 17 tons **Lengths Available:** 30 feet
Available with side platform ramps



US: 1-800-530-5407 | WORLDWIDE: 1-785-456-2081 | sales@DYMAXINC.com



TRACK MAINTENANCE HEAVY DUTY CARTS

32 TON CAPACITY



Capacity: 32 tons

Deck Length: Up to 24 feet

Available with many options including braking solutions, lighting packages, tie and material stakes, box tops, side dumps and machinery ramps. For more information, please contact DymaxRail sales 1-800-530-5407.



GONDOLA BOX ATTACHMENT



SIDE DUMP CARTS

Features integrated stabilizers and can be removed when not in use, allowing operators to utilize cart chassis for other job applications. Includes stabilizer package for maximum stability during dumping.



INDUSTRIAL TRANSFER CARTS

BLAST ROOM CARTS WITH WHEEL PROTECTION



AEROSPACE RAIL CARTS



LOW PROFILE DESIGN WIDE GAUGE



RAIL DOLLIES



30-60T HEAVY DUTY



SPECIALIZED DESIGNED CARTS

WE MAKE CARTS MORE UNIQUE FOR A REASON.

Are you struggling with logistics in your network? We can design many solutions to meet your requirements.





**DYMAX
RAIL**

402 Miller Drive | PO BOX 297 | Wamego, KS 66547 USA

US: 1-800-530-5407 | WORLD WIDE: 785-456-2081